

CISTRO TELELINK LIMITED

CIN No: L19201MP1992PLC006925

206, Airen Heights, AB Road, Indore 452010, Madhya Pradesh

Tel No.:0731-2555022; Fax No.:0731-2555722

Email ID-cistrotelelink@gmail.com

Website: www.cistrotelelink.net

Date: 20.01.2016

To,
Department of Corporate Service (DCS-CRD),
Bombay Stock Exchange Limited
Phiroze Jeejeebhoy Towers,
Dalal Street, Fort,
Mumbai – 400 001

Subject: Regulation 31 of the Listing Obligations.

Dear Sir,

Enclosed please find the statement of shareholding pattern pursuant to Regulation 31 of the Listing Obligations for the quarter ended 31st December, 2015.

Kindly take the same on your record and acknowledge receipt of the same.

Thanking You,

Yours truly,

For CISTRO TELELINK LIMITED



ARUN KUMAR SHARMA
DIRECTOR
DIN NO: 00369461

Encl.: As above.

CISTRO TELELINK LTD.

Table I - Summary Statement holding of specified securities

31/12/2015


Category	Category of shareholder (ii)	Nos. of shares held (iii)	No. of fully paid up equity shares held (iv)	No. of partly paid up equity shares held (v)	No. of shares underlying Depository Receipts (vi)	Total nos. shares held (vii)	Shareholding as a % of total no. of shares (calculated as per SCRR, 1957) (viii)	No. of Voting Rights each class of securities held in (a+b+c)	% of Total (a+b+c)	No. of Shares Underlying Outstanding convertible securities (including Warrants) (x)	Shareholding as a % assuming full conversion of convertible securities (as a percentage of diluted shares capital) (xi)	No. (a) in shares (xii)	as a % of Total shares held (b)	No. (a) wise encumbered (xiii)	as a % of Total shares held (b)	Number of Locked Shares Pledged or otherwise encumbered (xiii)	Number of Shares as a % of Total shares held (b)	Number of equity shares held in dematerialized form (xiv)
(A)	Promoter & Promoter Group	12	6642000	0	0	6642000	12.94	0	0	0	12.94	0	0.00	0	0.00	0	0.00	400000
(B)	Public	8534	44701000	0	0	44701000	87.06	0	0	0	87.06	0	0.00	0	0.00	0	0.00	6726000
(C)	Non Promoter Non Public	0	0	0	0	0	0.00	0	0	0	0.00	0	0.00	0	0.00	0	0.00	0
(C1)	Shares underlying DRS	0	0	0	0	0	0.00	0	0	0	0.00	0	0.00	0	0.00	0	0.00	0
(C2)	Shares Held by Employee Trusts	0	0	0	0	0	0.00	0	0	0	0.00	0	0.00	0	0.00	0	0.00	0
GRAND TOTAL :		8546	51343000	0	0	51343000	100.00	0	0	0	100	0	0.00	0	0.00	0	0.00	7126000




CISTRO TELELINK LTD.

Table II - Statement showing shareholding pattern of the Promoter and Promoter Group

Category & Name of the shareholders (i)	PAN(ii)	Nos. of sharehold ers(iii)	No. of paid up equity shares held(iv)	No. of partly paid up equity shares held(v)	No. of Depository underlying shares Receipts(vi)	Total nos. shares held (vii)	Shareholding as a % of total no. of shares (calculated as per SCRR, 1957) (viii)	Number of each class of No of Voting Eq. Share	Number of Voting Rights Total	% of Total as a (a+b+c)	No. of Shares Underlying Outstanding convertible securities (including Warrants) (x)	Shareholding as a % assuming full conversion of convertible securities (as a percentage of diluted shares capital)(xi)	Number (a) in shares (xii)	Number of Locked shares as a % of Total shares held (b)	Number of Shares Pledged or otherwise encumbered (xiii)	Number of Shares held in dematerialized equity shares form (xiv)
(1) Indian																
(A) Individuals / Family / Undivided Family																
RAJ KUMAR ARORA	ABXPA1806E	2844000	2844000	0	0	2844000	5.54	0	0	0	0	5.54	0	0.00	0	0.00
SANJEEV ARORA	AGAPPA6414C	2500000	2500000	0	0	2500000	4.87	0	0	0	0	4.87	0	0.00	0	0.00
ANIL ARORA	ACYPPA8582F	362000	362000	0	0	362000	0.71	0	0	0	0	0.71	0	0.00	0	0.00
SANJEEV ARORA	AGAPPA6414C	350000	350000	0	0	350000	0.68	0	0	0	0	0.68	0	0.00	0	0.00
SMT. VINOD ARORA	AGLPA7428D	150000	150000	0	0	150000	0.29	0	0	0	0	0.29	0	0.00	0	0.00
SMT. POONAM ARORA	AGLPA7439A	100000	100000	0	0	100000	0.19	0	0	0	0	0.19	0	0.00	0	0.00
RAM ARORA	ABXPA1804G	86000	86000	0	0	86000	0.17	0	0	0	0	0.17	0	0.00	0	0.00
RAMESH ARORA	ABXPA1805H	51000	51000	0	0	51000	0.10	0	0	0	0	0.10	0	0.00	0	0.00
ARUN KUMAR MALHOTRA	AINPMA0406F	50000	50000	0	0	50000	0.10	0	0	0	0	0.10	0	0.00	0	0.00
SMT. SONIA ARORA	AEUPA9323C	50000	50000	0	0	50000	0.10	0	0	0	0	0.10	0	0.00	0	0.00
SMT. SUSHMA ARORA	AGLPA7425Q	50000	50000	0	0	50000	0.10	0	0	0	0	0.10	0	0.00	0	0.00
ARUN MALHOTRA	AINPMA0406F	49000	49000	0	0	49000	0.10	0	0	0	0	0.10	0	0.00	0	0.00
(B) Central Government / State Government(s)																
(C) Financial Institution / Banks																
(D) Any Other (Specify)																
BODIES CORPORATE																
Sub Total (A)		10	6642000	0	0	6642000	12.94	0	0	0	0	13	0	0.00	0	0.00
(2) Foreign																




Category & Name of the shareholders (i)	PAN(ii)	Nos. of sharehold ers(iii)	No. of paid up equity shares held(iv)	No. of partly paid up equity shares held(v)	No. of underlying Depository Receipts(vi)	Total nos. shares held (vii)	Shareholding as a % of total no. of shares (calculated as per SCRR, 1957) (viii)	Number of each class of Voting Rights Eq. Share	Class Eq. Share	Total Rights	% of (a+b+c)	No. of Outstanding convertible securities (including Warrants) (x)	Shareholding as a % assuming full conversion of convertible securities(as a percentage of diluted shares capital)(xi)	Number of Locked in shares (xii)	Number of Shares Pledged or otherwise encumbered (xiii)	Number of Shares as a % of Total shares held (b) (xiv)	Number of dematerialized equity shares held in form (xv)	
(A) Individuals (Non Resident Individuals / Foreign Individuals)																		
(B) Government																		
(C) Institutions																		
(D) Foreign Portfolio Investor																		
(E) Any Other (Specify)																		
BODIES CORPORATE																		
Sub Total (B)																		
		0																
Total Shareholding of Promoter and Promoter Group		10	6642000	0	0	6642000	12.94	0	0	0	0	0	13	0	0.00	0	0.00	400000




CISTRO TELELINK LTD.

Table III - Statement showing shareholding pattern of the Public shareholder

Category & Name of the shareholders (i)	PAN(ii)	Nos. of shareholders (iii)	No. of fully paid up equity shares held (iv)	No. of partly paid up equity shares held (v)	No. of underlying Depository Receipts (vi)	Total nos. shares held (vii)	Shareholding as a % of total no. of shares (calculated as per SCRR, 1957) (viii)	Number of each class of Voting Rights (Class Eq. Share)	Total of Voting Rights (a+b+c)	% of Total (a+b+c)	No. of Outstanding convertible securities (including Warrants) (x)	Shareholding as a % assuming full conversion of convertible securities (as a percentage of diluted shares capital) (xi)	Number of Locked in shares (xii)	Number of Shares Pledged or otherwise encumbered (xiii)	Number of equity shares held in dematerialized form (xiv)
(1) Institutions															
(A) Mutual Funds		0	0	0	0	0	0.00	0	0	0	0	0.00	0	0.00	0
(B) Venture Capital Funds		0	0	0	0	0	0.00	0	0	0	0	0.00	0	0.00	0
(C) Alternate Investment Funds															
(D) Foreign Venture Capital Investors		0	0	0	0	0	0.00	0	0	0	0	0.00	0	0.00	0
(E) Foreign Portfolio Investors		0	0	0	0	0	0.00	0	0	0	0	0.00	0	0.00	0
(F) Financial Institutions / Banks		1	2000000	0	0	2000000	3.90	0	0	0	0	3.90	0	0.00	0
MADHYA PRADESH FINANCIAL CORPORATION			2000000	0	0	2000000	3.90	0	0	0	0	3.90	0	0.00	0
(G) Insurance Companies		0	0	0	0	0	0.00	0	0	0	0	0.00	0	0.00	0



Category & Name of the shareholders (i)	PAN(ii)	Nos. of sharehold ers(iii)	No. of fully paid up equity shares held(iv)	No. of partly paid up equity shares held(v)	No. of underlying Depository Receipts(vi)	Total nos. shares held (vii)	Shareholding as a % of total no. of shares (calculated as per SCRR,1957 (viii))	Number of each class of voting rights held in each class of securities (ix)	Total as a % of (a+b+c)	No. of Outstanding convertible securities (including Warrants) (x)	Shareholding as a % assuming full conversion of convertible securities(as a percentage of diluted shares capital)(xi)	Number of Locked in shares (xii)	Number of Shares Pledged or otherwise encumbered (xiii)	Number of equity shares held in dematerialized form (xiv)
(H) Provident Funds / Pension Funds														
(1) Any Other (Specify)		0	0	0	0	0	0.00	0	0	0	0.00	0	0	0
FOREIGN INSTITUTIONAL INVESTORS														
Sub Total (A)	1	2800000	0	0	0	2800000	3.90	0	0	0	3.90	0	0	0
(2) Central Government / State Government(s)/ President Of India		0	0	0	0	0	0.00	0	0	0	0.00	0	0	0
Sub Total (B)	0	0	0	0	0	0	0.00	0	0	0	0.00	0	0	0
(3) Non-Institutions														
(A) Individuals - I. Individual Shareholders holding nominal share capital up to Rs. 2 lakhs	8477	25731432	0	0	0	25731432	50.12	0	0	0	50.12	0	0	2544432



Category & Name of the shareholders (i)	PAN(ii)	No. of shares held (iii)	No. of fully paid up equity shares held (iv)	No. of partly paid up equity shares held (v)	No. of underlying Depository Receipts (vi)	Total nos. shares held (vii)	Shareholding as a % of total no. of shares (calculated as per SCR, 1957 (viii))	Number of each class of Voting Rights (Class Eq. Share)	Number of securities held in each class of securities (a+b+c)	% of Total (a+b+c)	No. of Outstanding convertible securities (including Warrants) (x)	Shareholding as a % assuming full conversion of convertible securities (as a percentage of diluted shares capital) (xi)	Number of Locked in shares (xii)	Number of Shares Pledged or other wise encumbered (xiii)	Number of equity shares held in dematerialized form (xiv)
---	---------	--------------------------	--	--	--	------------------------------	---	---	---	--------------------	--	---	----------------------------------	--	---


(B) II. Individual Shareholders holding nominal share capital in excess of Rs. 2 lakhs																
SHILPA TUMBADIYA		13	6537545	0	0	6537545	12.73	0	0	0	0	12.73	0	0.00	0	2936545
SUBHASH PATIL	AMBPP5630L		1384000	0	0	1384000	2.70	0	0	0	0	2.70	0	0.00	0	0
VARSHABEN VIRAGBHAI GANDHI	AESP6011K		862438	0	0	862438	1.68	0	0	0	0	1.68	0	0.00	0	862438
RADHAKISHAN PATWA			666000	0	0	666000	1.30	0	0	0	0	1.30	0	0.00	0	0
KUSUM JAIN	ABZP2825L		569710	0	0	569710	1.11	0	0	0	0	1.11	0	0.00	0	569710

(C) NBFCS Registered with RBI


(D) Employee Trusts

(E) Overseas Depositories (holding DRs) (Balancing figure)

(F) Any Other (Specify)




Category & Name of the shareholders (i)	PAN(ii)	Nos. of shareholders (iii)	No. of fully paid up equity shares held (iv)	No. of partly paid up equity shares held (v)	No. of Depository Receipts (vi)	Total nos. shares held (vii)	Shareholding as a % of total no. of shares (calculated as per SCRR, 1957 (viii))	Number of each class of Voting Rights (ix)	Class of Voting Rights (x)	Total Rights (a+b+c)	% of Total as a (a+b+c)	No. of Outstanding convertible securities (including Warrants) (xi)	Shareholding as a % assuming full conversion of convertible securities (as a percentage of diluted shares capital) (xii)	Number of Locked in shares (xiii)	Number of Shares Pledged or other wise encumbered (xiii)	Number of shares held in dematerialized form (xiv)	
(G) BODIES CORPORATE																	
DEVI LEASING & FINANCE LTD.		37	5995022	0	0	5995022	11.68	0	0	0	0	0	11.68	0	0	0	1240022
KURREJA FOOTCARE LTD.			2100000	0	0	2100000	4.09	0	0	0	0	0	4.09	0	0	0	0
LAKHAM FINANCE & INV. LTD.			1997000	0	0	1997000	3.89	0	0	0	0	0	3.89	0	0	0	0
ESS ESS INTERMEDIARIES PVT. LTD			580000	0	0	580000	1.13	0	0	0	0	0	1.13	0	0	0	0
			535702	0	0	535702	1.04	0	0	0	0	0	1.04	0	0	0	535702
(H) NRI & OCB																	
GOBIND M.NHALANI		5	4432001	0	0	4432001	8.63	0	0	0	0	0	8.63	0	0	0	1
JANNADAS ODHAVJI SHETH			3400000	0	0	3400000	6.62	0	0	0	0	0	6.62	0	0	0	0
			1000000	0	0	1000000	1.95	0	0	0	0	0	1.95	0	0	0	0
(I) Clearing Member																	
		1	5000	0	0	5000	0.01	0	0	0	0	0	0.01	0	0	0	5000
Sub Total (C)																	
		8533	42701000	0	0	42701000	83.17	0	0	0	0	0	83.17	0	0	0	6726000
Total Public Shareholding (B) = (B)(1)+(B)(2)+(B)(3)																	
		8534	44701000	0	0	44701000	87.06	0	0	0	0	0	87.06	0	0	0	6726000



CISTRO TELELINK LTD.

Table IV - Statement showing shareholding pattern of the Non Promoter- Non Public shareholder

Category & Name of the shareholders (i)	PAN(ii)	Nos. of sharehold ers(iii)	No. of fully paid up equity shares held(iv)	No. of partly paid up equity shares held(v)	No. of underlying Depository Receipts(vi)	Total nos. shares held (vii)	Shareholding as a % of total no. of shares (viii)	Number of each class of voting rights held in each class of securities (ix)	Total rights held as a % of (a+b+c)	No. of Shares Underlying Outstanding convertible securities (including Warrants) (x)	Shareholding as a % assuming full conversion of securities (as a percentage of diluted shares capital)(xi)	Number of Locked in shares (xii)	Number of Shares Pledged or other wise encumbered (xiii)	Number of equity shares held in dematerialized form (xiv)
(1) Custodian/DR Holder														
(A) Name of DR Holder (if available)														
(2) Employee Benefit Trust (under SEBI (Share based Employee Benefit) Regulations, 2014)														



FNO / CLIENT ID
Financial Institutions / Banks

NAME

PAN

NO OF SHARES


154	MADHYA PRADESH FINANCIAL CORPORATION		
TOTAL RECORDS	1		2000000

II. Individual Shareholders holding nominal share capital in excess Of Rs. 2 lakhs

9080	SHILPA TIMBADIA		1384000
IN30198310472349	DEVENDRA KUMAR AGARWAL	AAAHD8888F	250000
1202620000109070	KUSUM JAIN	ABZPJ2825L	569710
1203940000218288	NAMASIVAYAM RAJKUMAR	AAJPR7719N	316956
1201770100731052	BHIKAM CHAND JAIN	AECPI0729B	219542
12010600001969855	SUBHASH PATLE	AMBPP5630L	510300
IN30148510167298	VARSHABEN VIRABHAI GANDHI	AESP66011K	862438
1207160000000043	KIRTI RAMJI KOTIHARI	AAEPK3216C	207599
9675	SUBHASH PATLE	AAEPK3216C	563000
9642	MANISH NANERIA	AMBPP5630L	258000
39	MUKESH KALRA		350000
43	RADHAKISHAN PATWA		666000
50	AKBARALI		380000
TOTAL RECORDS	13		6537545

BODIES CORPORATE

64	DEVKI LEASING & FINANCE LTD.		2100000
7	KUKREJA FOOTCARE LTD.		1997000
1256	M/S BRIGHT SECURITIES PVT. LTD.		30000
1257	C.M. GOENKA CAPITAL MARKETS P. LTD.		38000
127	LAKHAM FINANCE & INV. LTD.		580000
9625	LIBERTY CAPITAL & FINANCIAL SER.(P) LTD.		8000
9649	ANAGRAM STOCK BROKING LTD.,		2000
1201800000000032	AMRUT SECURITIES LTD.	AABCA8006G	10000
1205700000000037	URJA INVESTMENT PTE. LTD.	AAACU0637N	500
120447000438967	SAR AUTO PRODUCTS LIMITED	AADC80256I	37097
IN30147710000096	BONANZA PORTFOLIO LTD	AAACB0764B	9
IN30236510000130	SHRI PARASRAM HOLDINGS PVT.LTD.	AAACS4487J	10717
IN30148510000982	DOSHI SHAREBROKING SERVICES PVT. LTD.	AAACD6651P	1000
IN30246110003122	ESS ESS INTERMEDIARIES PVT. LTD.	AAACE7722Q	535702
IN30373510012763	DEAL DEPOT BROKERAGE PVT LTD	AAACD7266N	1000
IN30020610017743	TEES & TOES FINANCE & INVESTMENTS LTD	AAACT2584M	5000
1204150000007808	JAINNAM SHARE CONSULTANTS PVT. LTD	AAABC3918N	50
1205290000011713	ADINATH CAPITAL SERVICES LIMITED	AAEBCA8369B	5400
1205690000020228	ANVITA REAL ESTATE PRIVATE LIMITED	AAICA2157M	155254
IN30028010209564	VIHAR INVESTMENT PVT. LTD.	AAACV5976D	100
IN30034310234903	INDOTRUST FINANCIAL SERVICES (INDIA) Pvt. LTD.	APPJLHD	4200
IN30246110423736	GOLDING MERCANTILE PVT LTD	AAACG9482G	124700
IN30020610529403	TAG FINVEST (PVT) LTD		161375
IN30051310540622	AMISHREE STOCK BROKING.(P) LTD	AAACCA895M	2000



BODIES CORPORATE

IN30020610564945	ABHIPRA CAPITAL LTD	AABCAL1702F	503
IN30148510605072	RASTOGI STOCK PRIVATE LIMITED	AAACRS5483M	1975
IN30048410654259	SAI INVESTCORP PVT LTD	AAAFCS7929M	27800
IN30011811039914	ALANKIT ASSIGNMENTS LTD.	AAACCA9483E	100
IN30011811039923	ALANKIT ASSIGNMENTS LTD.	AAACCA9483E	1000
IN30048411080147	SANCHAY FINCOM LIMITED	AAACD6056C	257
IN30177416663378	GAYATRI CAPTAL LTD	AABCG6973A	4000
IN30131320426334	USHANIANI SECURITIES PRIVATE LIMITED	AAACU2224M	9000
IN30115121882036	A3 CAPITAL SERVICES (INDIA) LIMITED	AACCD2767L	1000
IN30127630202236	EQUISEARCH BROKING PVT LTD	AAACE3370Q	109900
IN30127630665565	JAYSHREE FINVEST LTD	AAACJ5368H	1000
1203800000000168	SHARE INDIA SECURITIES LIMITED	AAACR6462E	5500
1204370000004838	SWASTIKA INVESTMART LIMITED	AABCS6585I	23883

TOTAL RECORDS 37

5995022

NRI & OCB

900001	SHAIK KHADER BASHA		7000
900002	DEEN ALI KHAN		25000
900003	GOBIND M.NIHALANI		3400000
900004	JAMNADAS ODHAVJI SHETH		1000000
IN30302854810644	NASEER HUSAIN UBAR SAYED	ABAPU0977D	1

TOTAL RECORDS 5

4432001

Clearing Member

1100001000007575	BOI SHAREHOLDING LTD	AAACB1977G	5000
TOTAL RECORDS	1		5000

